








Light Indicators in Oticon Engage Hearing Aids

Meaning	Indicator light pattern	Notes
On	Continuous short green flashes 	
Low battery	Continuous short red flashes 	
Flight Mode Active	Short flashes of green, red, red 	Press and hold the button for 7 seconds to deactivate flight mode. You can also turn the hearing aid off and on again
Microphone fault - service check needed	Long red flashes 	Contact the audiology department for a service.

Optional / Additional settings		
Hearing aid is muted	Alternating short green and red flashes 	These settings are not activated as standard in children's hearing aids. Your child's audiologist will inform you if they are relevant for their hearing aids
FM system connected	Short and long green flashes 	
Hearing aid has been changed to an additional programme	Short green flash indicating the number of the active programme e.g:  for programme 2	